

ON LASER 2 sec = OFF

Lino L2P5

Transportation

User Manual:

www.leica-geosystems.com

	LASER 2	
IEC 60825-1:2014	A=630-645nm	Pmax<1mW Ip=70µs

SAP. No. 864434B

- when it has to be **right** **Leica**
Geosystems

Adapter setup

5/8"
1/4"

360°

Usable with UAL 130

Usable with Receiver

Quick Start

Leica Lino L2P5

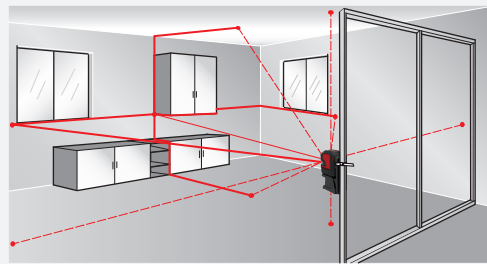
- Status LED
- Laser key
- Battery pack
- Window of vertical line and plumb up point
- Window of horizontal line and horizontal transfer points
- Levelling lock
- Tripod thread 1/4"
- Window of plumbing

- when it has to be **right** **Leica**
Geosystems

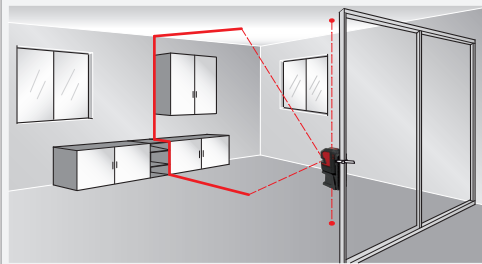
Insert batteries/Li-Ion



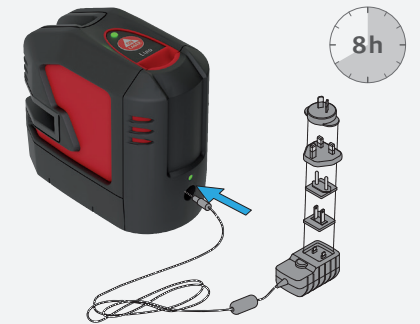
ON LASER 1x - Laser on



ON LASER 3x - Vertical mode



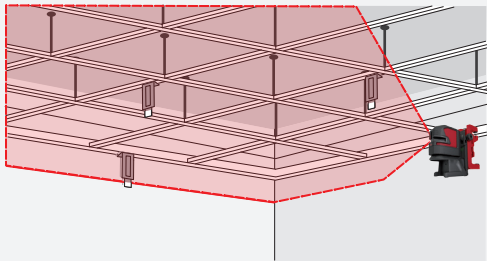
Charging Li-Ion battery



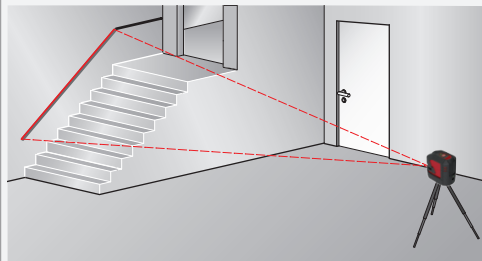
Self levelling / Levelling lock



ON LASER 2x - Horizontal mode



ON LASER 1x + ON LASER 1x



Status LED

